



PATHFINDER®

2024





# Built for the road called life

Make today's adventure tomorrow's memory with Pathfinder.<sup>®</sup> Use its rugged Intelligent 4x4 system,<sup>1,2</sup> standard Safety Shield<sup>®</sup> 360,<sup>3</sup> elevated interior appointments, and cutting-edge technology to unlock new experiences and explore new terrains. Take your adventures even further with the exclusively styled and upgraded Pathfinder Rock Creek.<sup>®</sup> Unforgettable moments await.



Nissan Pathfinder<sup>®</sup> Rock Creek<sup>®</sup> shown in Two-tone Boulder Gray Pearl / Super Black<sup>®</sup> with accessory Black Rear Bumper Protector.





## Adventure on your own terms

The Pathfinder® interior was crafted to feel like a sanctuary after a long day on the trail. With three rows and the EZ FLEX® Seating System, which lets the 2nd row tilt and slide even with a car seat attached,<sup>5</sup> your only worry will be getting a word in.

Second-row  
Captain's Chairs<sup>1</sup>

Semi-aniline Leather-appointed  
Seats with Quilted Inserts<sup>1</sup>

Tri-Zone Automatic  
Temperature Control

Panoramic  
Moonroof<sup>1</sup>

**Nissan Pathfinder® Platinum 4WD** shown in Chestnut Semi-aniline Leather with Quilted Inserts.<sup>6</sup>





Technology is your assistant

Command your adventure with intuitive ways to access information, including essentials like speed and next turn, projected on your windshield.

- |  |                                |                            |                              |   |
|--|--------------------------------|----------------------------|------------------------------|---|
| 12.3" Digital Dashboard <sup>1,7</sup> | Head-Up Display <sup>1,8</sup> | Android Auto™ <sup>9</sup> | Wi-Fi Hotspot <sup>1,9</sup> | Navigation with Premium Traffic <sup>1,9,10</sup> |
|--|--------------------------------|----------------------------|------------------------------|---|

ProPILOT Assist with Navi-link

Available ProPILOT Assist can stop and go with highway traffic and can help keep you centered in your lane. The available ProPILOT Assist with Navi-link also uses mapping to know the road ahead — curves, interchanges, junctions — and can automatically slow you down for a smoother ride. The system can even adjust your set speed based on traffic signs.<sup>12</sup>



Seven Drive and Terrain Modes, including Tow Mode

**Intelligent 4x4 System** Challenging terrain? See how Pathfinder® handles it with seven modes, including Sand, Snow, and Mud/Rut.<sup>1,2</sup>

**Smarter Towing** With a driver-selectable Tow Mode, advanced tech, including Trailer Sway Control, and a maximum capability to tow up to 6,000 lbs., pack in what you need with comfort and confidence.<sup>1,11</sup>



Standard Nissan Safety Shield® 360

Imagine feeling confident in almost any situation. With a suite of six standard Safety Shield 360 technologies, Pathfinder is looking out for you all around. This is peace of mind you can enjoy, mile after mile.<sup>3,13</sup>

- |   |                                      |  |                                  |                                      |                  |
|---|--------------------------------------|--|----------------------------------|--------------------------------------|------------------|
| Automatic Emergency Braking with Pedestrian Detection <sup>14</sup> | Rear Automatic Braking <sup>15</sup> | Rear Cross Traffic Alert <sup>16</sup> | Blind Spot Warning <sup>17</sup> | Lane Departure Warning <sup>18</sup> | High Beam Assist |
|---|--------------------------------------|--|----------------------------------|--------------------------------------|------------------|



CHOOSE YOUR COLOR

Glacier White

Pearl White TriCoat<sup>4</sup>

Brilliant Silver Metallic

Gun Metallic

Boulder Gray Pearl<sup>4</sup>

|  | S           | SV          | RC          | SL          | PLT         |
|--|-------------|-------------|-------------|-------------|-------------|
| Charcoal Cloth                             | <div></div> |             |             |             |             |
| Light Gray Cloth                           |             | <div></div> |             |             |             |
| Charcoal Leatherette                       |             |             | <div></div> |             |             |
| Charcoal Leather <sup>6</sup>              |             |             |             | <div></div> |             |
| Light Gray Leather <sup>6</sup>            |             |             |             | <div></div> |             |
| Chestnut Semi-aniline Leather <sup>6</sup> |             |             |             |             | <div></div> |
| Charcoal Semi-aniline Leather <sup>6</sup> |             |             |             |             | <div></div> |

Standard

Nissan has taken care to ensure that the color swatches presented here are the closest possible representations of actual vehicle colors. Swatches may vary slightly due to the printing process and whether viewed in daylight, fluorescent or incandescent light. Please see the actual colors at your Nissan dealer.

Baja Storm Metallic<sup>4</sup>

Scarlet Ember Tintcoat<sup>4</sup>

Deep Ocean Blue Pearl

Obsidian Green Pearl

Super Black

|  | S | SV          | RC          | SL          | PLT         |
|--|---|-------------|-------------|-------------|-------------|
| Charcoal Cloth                             |   | <div></div> |             |             |             |
| Light Gray Cloth                           |   | <div></div> |             |             |             |
| Charcoal Leatherette                       |   |             | <div></div> |             |             |
| Charcoal Leather <sup>6</sup>              |   |             |             | <div></div> |             |
| Light Gray Leather <sup>6</sup>            |   |             |             | <div></div> |             |
| Chestnut Semi-aniline Leather <sup>6</sup> |   |             |             |             | <div></div> |
| Charcoal Semi-aniline Leather <sup>6</sup> |   |             |             |             | <div></div> |

Two-tone Pearl White TriCoat / Super Black<sup>4</sup>

Two-tone Gun Metallic / Super Black<sup>4</sup>

Two-tone Boulder Gray Pearl / Super Black<sup>4</sup>

Two-tone Baja Storm Metallic / Super Black<sup>4</sup>

Two-tone Scarlet Ember Tintcoat / Super Black<sup>4</sup>

Two-tone Obsidian Green Pearl / Super Black<sup>4</sup>

| S | SV | RC | SL | PLT |
|---|----|----|----|-----|
|   |    |    |    |     |
|   |    |    |    |     |
|   |    |    |    |     |
|   |    |    |    |     |
|   |    |    |    |     |
|   |    |    |    |     |

CHOOSE YOUR INTERIOR

Charcoal Cloth  
S | SV

Light Gray Cloth  
SV

Charcoal Leatherette  
Rock Creek®

Charcoal Leather<sup>6</sup>  
SL

Light Gray Leather<sup>6</sup>  
SL





Chestnut Semi-aniline Leather<sup>6</sup>  
Platinum

Charcoal Semi-aniline Leather<sup>6</sup>  
Platinum

CHOOSE YOUR TRIM LEVEL

S

3.5-liter V6 engine with 284 hp and 259 lb-ft of torque, 9-speed automatic transmission, Available Intelligent 4x4,<sup>2</sup> Hill descent control (4WD only), Trailer Sway Control,<sup>19</sup> Intelligent Forward Collision Warning,<sup>20</sup> Automatic Emergency Braking with Pedestrian Detection,<sup>14</sup> Lane Departure Warning,<sup>18</sup> Blind Spot Warning,<sup>17</sup> Rear Cross Traffic Alert,<sup>16</sup> Rear Sonar System,<sup>21</sup> Rear Automatic Braking,<sup>15</sup> High Beam Assist, Intelligent Driver Alertness,<sup>22</sup> 18" Dark-painted aluminum-alloy wheels, Intelligent Auto Headlights, LED headlights with LED Daytime Running Lights, Tri-Zone Automatic Temperature Control, Rear Door Alert,<sup>23</sup> Nissan Intelligent Key® with Push Button Ignition and Approach Unlock/Walk Away Lock, 12-volt DC power outlet, Four cargo tie-down hooks,<sup>24</sup> Cargo-area under-floor storage, 7" Advanced Drive-Assist® Display,<sup>7</sup> NissanConnect® 8" touch-screen display,<sup>9</sup> Apple CarPlay® integration,<sup>9</sup> Android Auto™ compatibility,<sup>9</sup> Bluetooth® Hands-free Phone System,<sup>9</sup> Two USB-A ports and two USB-C ports,<sup>25</sup> Streaming Audio via Bluetooth,<sup>9</sup> EZ FLEX® Seating System featuring LATCH AND GLIDE® and 3rd-row 60/40-split fold-flat reclining bench seat,<sup>5</sup> Nissan Advanced Air Bag System<sup>26</sup>





SV

INCLUDES S EQUIPMENT PLUS:

ProPILOT Assist,<sup>12</sup> Intelligent Lane Intervention,<sup>18</sup> Intelligent Blind Spot Intervention,<sup>17</sup> Power body-color outside mirrors with LED turn signal indicators, Heated outside mirrors, Black roof rails,<sup>24</sup> Remote Engine Start System<sup>27</sup> with Intelligent Climate Control, 10-way power adjustable driver's seat, including 2-way power lumbar, Heated front seats, Leather-wrapped steering wheel, NissanConnect® Services powered by SiriusXM with trial access to 5-year Select and 3-year Premium packages,<sup>9</sup> Wi-Fi Hotspot<sup>9</sup>





**KEY AVAILABLE PACKAGE:** SV Premium Package



ROCK CREEK®

INCLUDES SV EQUIPMENT PLUS:

3.5-liter V6 engine with 295 hp and 270 lb-ft of torque,<sup>28</sup> Standard Intelligent 4x4,<sup>2</sup> Intelligent Around View® Monitor with Off-Road Mode,<sup>29</sup> Tow hitch receiver with 7-pin wiring harness,<sup>19</sup> Off-road tuned suspension, 18" Black-painted beadlock-style aluminum-alloy wheels with P265/60R18 all-terrain tires, Black tubular roof rack,<sup>24</sup> Unique Rock Creek front fascia and grille, Rock Creek black exterior badging, LED fog lights, Second-row fold-down captain's chairs with tip-up easy entry for third row, Second-row removable center console with cup holders, Exclusive Rock Creek leatherette-appointed seats with unique centers and Rock Creek badging,<sup>30</sup> Rock Creek contrast stitching







Images may show additional available equipment.

SL

INCLUDES SV EQUIPMENT PLUS:

ProPILOT Assist with Navi-link,<sup>12</sup> Intelligent Around View® Monitor,<sup>29</sup> Front and Rear Sonar System,<sup>21</sup> Traffic Sign Recognition,<sup>31</sup> 18" Machine-finished aluminum-alloy wheels, Silver roof rails,<sup>24</sup> Power liftgate, Rear sunshades, Rear door remote keyless entry, Auto-dimming inside rearview mirror, HomeLink® Universal Transceiver, 10-way power adjustable front-passenger's seat, including 2-way power lumbar, Leather-appointed seats (1st and 2nd row), Heated steering wheel, NissanConnect® 9" touch-screen display,<sup>9</sup> Nissan Door to Door Navigation with Premium Traffic,<sup>9, 10</sup> NissanConnect® Services powered by SiriusXM with trial access to 5-year Select, 5-year Plus, and 3-year Premium packages,<sup>9</sup> Three USB-A ports and two USB-C ports,<sup>25</sup> Wireless Apple CarPlay® integration,<sup>9</sup> SiriusXM Traffic and Travel Link with 3-month trial access,<sup>9</sup> Wireless charger,<sup>25</sup> Two 12-volt DC power outlets

**KEY AVAILABLE PACKAGE:** SL Premium Package







PLATINUM

INCLUDES SL EQUIPMENT PLUS:

20" Machine-finished aluminum-alloy wheels, Motion Activated Liftgate, Panoramic Moonroof, Tow hitch receiver with 7-pin wiring harness,<sup>19</sup> Power folding outside mirrors, Outside mirrors with reverse tilt-down feature, Chrome body side moldings, Power tilt and telescoping steering column, Interior accent lighting, Memory System — driver's seat, steering wheel, and outside mirrors, Rain-sensing windshield wipers, 120-volt AC power outlet,<sup>32</sup> Semi-aniline leather-appointed seats with quilted inserts, Climate-controlled front seats (heated and cooled), Heated outboard 2nd-row seats, Smooth leather-wrapped steering wheel, Bronze Metallic brushed interior trim, Stainless steel front kick plates, 12.3" Digital dashboard with fully digital gauges,<sup>7</sup> Head-Up Display,<sup>8</sup> Bose Premium Audio System with 13 speakers, including dual-driver woofer, Four USB-A ports and two USB-C ports,<sup>25</sup> Driver seat-mounted front-center supplemental air bag<sup>26</sup>

**KEY AVAILABLE PACKAGE:** Captain's Chairs Package



CHOOSE YOUR PACKAGE



PREMIUM PACKAGE

SV / SL

Panoramic Moonroof, Power liftgate (SV only), Second-row fold-down captain's chairs with tip-up easy entry for third row, Second-row removable center console with cup holders, Tow hitch receiver with 7-pin wiring harness<sup>19</sup>

**SL PREMIUM PACKAGE ADDS:**

20" Dark-painted aluminum-alloy wheels, Heated outboard 2nd-row seats, Bose Premium Audio System with 13 speakers, including dual-driver woofer



CAPTAIN'S CHAIRS PACKAGE

PLATINUM

Second-row fold-down captain's chairs with tip-up easy entry for third row, Second-row removable center console with cup holders



NISSAN PATHFINDER® ACCESSORIES

Built for what you call adventure

Every Genuine Nissan Accessory is custom-fit, custom-designed, and durability-tested. Each one is also backed by Nissan’s 3-year/36,000-mile (whichever occurs first) limited warranty (if installed by dealer at the time of new vehicle purchase) and can be financed when installed by dealer at time of new vehicle purchase.<sup>33</sup> Affiliated Yakima® accessories are not warranted by Nissan. Refer to product manufacturer for warranty details. Nissan Limited Warranty does not cover damages or failures to the vehicle caused by improper installation or alterations of any Nissan-approved accessory or component. Contact your dealer/retailer for details.<sup>34</sup>

To see Genuine Nissan Accessories in action, go to: **bit.ly/24Pathfinder-Video**



Front/Left: **Nissan Pathfinder® SL 4WD** shown in Two-tone Scarlet Ember Tintcoat/Super Black<sup>4</sup> with Splash Guards (4-piece set), Black Roof Rail Crossbars,<sup>24, 35</sup> Side-Window Deflectors (4-piece set), Black Outside Mirror Covers (standard on two-tone exterior), Black Grille, LED Fog Lights, Satin Chrome Fog Light Finisher, Running Boards, Exterior Ground Lighting w/ Logo, Dark Chrome Body Side Moldings, Affiliated: Yakima® JayLow — Kayak Carrier.<sup>24, 34, 35</sup>

Rear/Right: **Nissan Pathfinder® SL 4WD** shown in Two-tone Pearl White TriCoat/Super Black<sup>4</sup> with Splash Guards (4-piece set), Black Roof Rail Crossbars,<sup>24, 35</sup> Side-Window Deflectors (4-piece set), Black Outside Mirror Covers (standard on two-tone exterior), Running Boards, Exterior Ground Lighting w/ Logo, Dark Chrome Body Side Moldings, Black Rear Bumper Protector, Black Badging “Pathfinder + SL 4WD,” Tow Hitch Receiver, Class II,<sup>19</sup> Tow Hitch Finisher and Trailer Tow Harness (4-pin),<sup>19</sup> Affiliated: Yakima® OffGrid — Cargo Basket,<sup>24, 34, 35</sup> Affiliated: Yakima® RidgeBack 4 — Hitch Mount Bike Rack.<sup>24, 34</sup>

CHOOSE YOUR ACCESSORIES

- A. **Trash Bin**  
Keep your interior tidy on long trips.
- B. **Virtual Key<sup>36</sup>**  
Use your compatible smartphone to lock/unlock, start, and share access to your Pathfinder with up to 7 family members and friends.
- C. **Hitch Ball Mount, Class III and Hitch Ball, Class III<sup>19</sup>**  
If you’re going to get hitched, do it right.
- D. **Tablet Holder**  
Let your passengers sit back and enjoy the show.
- E. **Black Underfloor Storage Divider**  
Keep items in place and in order.
- F. **Dual Camera Drive Recorder<sup>37</sup>**  
Keep a recording of your drive — you never know when you’ll need it.
- G. **All-Season Floor Mats — High Wall Liners (4-piece set)**  
Never question stepping in from the rain or snow.
- H. **Illuminated Kick Plates<sup>45</sup>**  
Fewer scuffs and a grand entry every time.

Additional Accessories:

- |  |   |
|--|---|
| • All-Season Cargo Area Protector      | • Cargo Blocks/Stabilizers <sup>24</sup>                            |
| • Pass Thru Lighting                   | • Frameless Auto-Dimming Rearview Mirror w/ Universal Remote        |
| • Removable Tote Cargo Organizer       | • Rock Creek® All-Season Cargo Area Protector                       |
| • Carpeted Floor Mats (4-piece set)    | • Rock Creek All-Season Floor Mats — High Wall Liners (4-piece set) |
| • Console Net                          | • Additional Affiliated: Yakima® Accessories <sup>34</sup>          |
| • Interior LED Lighting Upgrade        | • And More  |
| • USB Charging Cable Set <sup>25</sup> |   |
| • Security Impact Sensor               |   |
| • Carpeted Cargo Area Protector        |   |
| • Cargo Net                            |   |

For more information and to shop online for Pathfinder Genuine Nissan Accessories, go to **bit.ly/24Pathfinder-Accys**



SPECIFICATIONS

| Engine   | S | SV | RC | SL | PLT |
|--|---|----|----|----|-----|
| 3.5-liter DOHC 24-valve Direct Injection Gasoline (DIG) V6 engine<br>Horsepower — 284 hp @ 6,400 rpm<br>Torque — 259 lb-ft @ 4,800 rpm                             | ■ | ■  |    | ■  | ■   |
| 3.5-liter DOHC 24-valve Direct Injection Gasoline (DIG) V6 engine<br>Horsepower — 295 hp @ 6,400 rpm <sup>28</sup><br>Torque — 270 lb-ft @ 4,800 rpm <sup>28</sup> |   |    | ■  |    |     |
| Continuously Variable Valve Timing Control System (CVTCS)  | ■ | ■  | ■  | ■  | ■   |
| Idle stop/start  | ■ | ■  | ■  | ■  | ■   |

| Drivetrain  |                 |                 |   |                 |                 |
|---|-----------------|-----------------|---|-----------------|-----------------|
| Front-Wheel Drive (FWD)                               | ■               | ■               |   | ■               | ■               |
| Intelligent 4x4 <sup>2</sup>                          | □               | □               | ■ | □               | □               |
| 9-speed automatic transmission with Manual Mode       | ■               | ■               | ■ | ■               | ■               |
| Electronic shifter with paddle shifters               | ■               | ■               | ■ | ■               | ■               |
| Drive and Terrain switch with five modes              | ■               | ■               |   | ■               | ■               |
| Drive and Terrain Mode dial selector with seven modes | □ <sup>38</sup> | □ <sup>38</sup> | ■ | □ <sup>38</sup> | □ <sup>38</sup> |

| Brakes                                 |   |   |   |   |   |
|--|---|---|---|---|---|
| Front and rear vented disc brakes      | ■ | ■ | ■ | ■ | ■ |
| 4-wheel Anti-lock Braking System (ABS) | ■ | ■ | ■ | ■ | ■ |
| Electronic Brake force Distribution    | ■ | ■ | ■ | ■ | ■ |
| Brake Assist <sup>39</sup>             | ■ | ■ | ■ | ■ | ■ |
| Electronic parking brake               | ■ | ■ | ■ | ■ | ■ |

| Suspension/Steering                    |   |   |   |   |   |
|--|---|---|---|---|---|
| Independent strut front suspension     | ■ | ■ | ■ | ■ | ■ |
| Independent multi-link rear suspension | ■ | ■ | ■ | ■ | ■ |
| Dual Flow Path® shock absorbers        | ■ | ■ | ■ | ■ | ■ |
| Front and rear stabilizer bars         | ■ | ■ | ■ | ■ | ■ |
| Off-road tuned suspension              |   |   | ■ |   |   |

| Driver Assistance Technologies   |   |   |   |   |   |
|--|---|---|---|---|---|
| Cruise control   | ■ |   |   |   |   |
| ProPILOT Assist <sup>12</sup>  |   | ■ | ■ |   |   |
| ProPILOT Assist with Navi-link <sup>12</sup>                                   |   |   |   | ■ | ■ |
| Intelligent Forward Collision Warning <sup>20</sup>                            | ■ | ■ | ■ | ■ | ■ |
| Automatic Emergency Braking with Pedestrian Detection <sup>14</sup>            | ■ | ■ |   | ■ | ■ |
| Lane Departure Warning <sup>18</sup>   | ■ | ■ | ■ | ■ | ■ |
| Intelligent Lane Intervention <sup>18</sup>                                    |   | ■ | ■ | ■ | ■ |
| Blind Spot Warning <sup>17</sup>   |   | ■ | ■ | ■ | ■ |
| Intelligent Blind Spot Intervention <sup>17</sup>                              |   | ■ | ■ | ■ | ■ |
| Rear Cross Traffic Alert <sup>16</sup>   | ■ | ■ | ■ | ■ | ■ |
| Intelligent Around View® Monitor <sup>29</sup>                                 |   |   |   | ■ | ■ |
| Intelligent Around View® Monitor with Off-Road Mode <sup>29</sup>              |   |   | ■ |   |   |
| Rear Sonar System <sup>21</sup>  | ■ | ■ | ■ |   |   |
| Front and Rear Sonar System <sup>21</sup>                                      |   |   |   | ■ | ■ |
| Rear Automatic Braking <sup>15</sup>   | ■ | ■ | ■ | ■ | ■ |
| High Beam Assist   | ■ | ■ | ■ | ■ | ■ |
| Vehicle Dynamic Control (VDC) <sup>40</sup> with Traction Control System (TCS) | ■ | ■ | ■ | ■ | ■ |
| Hill start assist  | ■ | ■ | ■ | ■ | ■ |
| Hill descent control (4WD only)  | □ | □ | ■ | □ | □ |

| Driver Assistance Technologies (continued) | S | SV | RC | SL | PLT |
|--|---|----|----|----|-----|
| Trailer Sway Control <sup>19</sup>         | ■ | ■  | ■  | ■  | ■   |
| Automatic Brake Hold                       | ■ | ■  | ■  | ■  | ■   |
| Intelligent Driver Alertness <sup>22</sup> | ■ | ■  | ■  | ■  | ■   |
| Traffic Sign Recognition <sup>31</sup>     |   |    |    | ■  | ■   |

| Wheels/Tires   |   |   |   |    |   |
|--|---|---|---|----|---|
| 18" Dark-painted aluminum-alloy wheels                 | ■ | ■ |   |    |   |
| 18" Machine-finished aluminum-alloy wheels             |   |   |   | ■  |   |
| 18" Black-painted beadlock-style aluminum-alloy wheels |   |   | ■ |    |   |
| 20" Dark-painted aluminum-alloy wheels                 |   |   |   | P2 |   |
| 20" Machine-finished aluminum-alloy wheels             |   |   |   |    | ■ |
| P255/60R18 All-season tires                            | ■ | ■ |   |    |   |
| P265/60R18 All-terrain tires                           |   |   | ■ |    |   |
| P255/50R20 All-season tires                            |   |   |   | P2 | ■ |

| Exterior Features  |   |    |   |    |   |
|--|---|----|---|----|---|
| Intelligent Auto Headlights                                      | ■ | ■  | ■ | ■  | ■ |
| LED headlights with LED Daytime Running Lights                   | ■ | ■  | ■ | ■  | ■ |
| LED taillights   | ■ | ■  | ■ | ■  | ■ |
| LED fog lights   |   |    | ■ |    |   |
| Unique Rock Creek® front fascia and grille                       |   |    | ■ |    |   |
| Power body-color outside mirrors with LED turn signal indicators |   | ■  | ■ | ■  | ■ |
| Heated outside mirrors   |   | ■  | ■ |    | ■ |
| Black roof rails <sup>24</sup>                                   |   | ■  |   | □  | □ |
| Silver roof rails <sup>24</sup>                                  |   |    |   | ■  | ■ |
| Black tubular roof rack <sup>24</sup>                            |   |    | ■ |    |   |
| Chrome body side moldings  |   |    |   |    | ■ |
| Tow hitch receiver with 7-pin wiring harness <sup>19</sup>       |   | P1 | ■ | P2 | ■ |
| Power liftgate   |   | P1 |   | ■  |   |
| Motion Activated Liftgate  |   |    |   |    | ■ |
| Panoramic Moonroof   |   | P1 |   | P2 | ■ |
| Rock Creek black exterior badging                                |   |    | ■ |    |   |
| Rear privacy glass   | ■ | ■  | ■ | ■  | ■ |

| Comfort/Convenience  |   |   |   |   |   |
|--|---|---|---|---|---|
| Tri-Zone Automatic Temperature Control   | ■ | ■ | ■ | ■ | ■ |
| Rear Door Alert <sup>23</sup>  | ■ | ■ | ■ | ■ | ■ |
| Rear sunshades   |   |   |   | ■ | ■ |
| Front door remote keyless entry  | ■ | ■ | ■ | ■ | ■ |
| Rear door remote keyless entry   |   |   |   | ■ | ■ |
| Nissan Intelligent Key® with Push Button Ignition and Approach Unlock/Walk Away Lock | ■ | ■ | ■ | ■ | ■ |
| Remote Engine Start System <sup>27</sup> with Intelligent Climate Control            |   | ■ | ■ | ■ | ■ |
| Power tilt and telescoping steering column   |   |   |   |   | ■ |
| Auto-dimming inside rearview mirror  |   |   |   | ■ | ■ |
| HomeLink® Universal Transceiver  |   |   |   | ■ | ■ |
| Power folding outside mirrors with reverse tilt-down feature                         |   |   |   |   | ■ |
| Interior accent lighting   |   |   |   |   | ■ |
| Rain-sensing windshield wipers   |   |   |   |   | ■ |
| Intermittent rear window wiper   | ■ | ■ | ■ | ■ | ■ |
| Two 12-volt DC power outlets   |   |   |   | ■ | ■ |
| 120-volt AC power outlet <sup>32</sup>   |   |   |   |   | ■ |

| Seating/Appointments   | S | SV | RC | SL | PLT |
|--|---|----|----|----|-----|
| Four cargo tie-down hooks <sup>24</sup>  | ■ | ■  | ■  | ■  | ■   |
| Cargo-area under-floor storage   | ■ | ■  | ■  | ■  | ■   |
| 10-way power driver's seat, including 2-way power lumbar   |   | ■  | ■  | ■  | ■   |
| 10-way power front-passenger's seat, including 2-way power lumbar  |   |    |    | ■  | ■   |
| Memory System — driver's seat, steering wheel, and outside mirrors   |   |    |    |    | ■   |
| Second-row fold-down captain's chairs  |   | P1 | ■  | P2 | C   |
| Second-row removable center console with cup holders   |   | P1 | ■  | P2 | C   |
| EZ FLEX® Seating System featuring LATCH AND GLIDE® and 3rd-row 60/40-split fold-flat reclining bench seat <sup>5</sup> | ■ | ■  | ■  | ■  | ■   |
| Exclusive Rock Creek leatherette-appointed seats with unique centers and Rock Creek badging <sup>30</sup>              |   |    | ■  |    |     |
| Leather-appointed seats (1st and 2nd row)  |   |    |    | ■  |     |
| Semi-aniline leather-appointed seats with quilted inserts (1st and 2nd row)  |   |    |    |    | ■   |
| Rock Creek contrast stitching  |   |    | ■  |    |     |
| Leather-wrapped steering wheel   |   | ■  | ■  | ■  |     |
| Smooth leather-wrapped steering wheel  |   |    |    |    | ■   |
| Heated front seats   |   | ■  | ■  | ■  | ■   |
| Climate-controlled front seats (heated and cooled)   |   |    |    |    | ■   |
| Heated outboard 2nd-row seats  |   |    |    | P2 | ■   |
| Heated steering wheel  |   |    |    | ■  | ■   |
| Stainless steel front kick plates  |   |    |    |    | ■   |

| Infotainment  |   |   |   |    |   |
|---|---|---|---|----|---|
| 7" Advanced Drive-Assist® Display <sup>7</sup>  | ■ | ■ | ■ | ■  |   |
| 12.3" Digital dashboard with fully digital gauges <sup>7</sup>  |   |   |   |    | ■ |
| NissanConnect® 8" color touch-screen display <sup>9</sup>   | ■ | ■ | ■ |    |   |
| NissanConnect® 9" color touch-screen display <sup>9</sup>   |   |   |   | ■  | ■ |
| Nissan Door to Door Navigation with Premium Traffic <sup>9, 10</sup>  |   |   |   | ■  | ■ |
| Head-Up Display <sup>8</sup>  |   |   |   |    | ■ |
| NissanConnect® Services powered by SiriusXM with trial access to 5-year Select and 3-year Premium packages <sup>9</sup>               |   | ■ | ■ |    |   |
| NissanConnect® Services powered by SiriusXM with trial access to 5-year Select, 5-year Plus, and 3-year Premium packages <sup>9</sup> |   |   |   | ■  | ■ |
| Apple CarPlay® integration <sup>9</sup>   | ■ | ■ | ■ |    |   |
| Wireless Apple CarPlay® integration <sup>9</sup>  |   |   |   | ■  | ■ |
| Android Auto™ compatibility <sup>9</sup>  | ■ | ■ | ■ | ■  | ■ |
| NissanConnect® with Wi-Fi Hotspot <sup>9</sup>  |   | ■ | ■ | ■  | ■ |
| SiriusXM Traffic and Travel Link with 3-month trial access <sup>9</sup>   |   |   |   | ■  | ■ |
| Bluetooth® Hands-free Phone System <sup>9</sup>   | ■ | ■ | ■ | ■  | ■ |
| Bose Premium Audio System with 13 speakers, including dual-driver woofer  |   |   |   | P2 | ■ |
| Two USB-A ports and two USB-C ports <sup>25</sup>   | ■ | ■ | ■ |    |   |
| Three USB-A ports and two USB-C ports <sup>25</sup>   |   |   |   | ■  |   |
| Four USB-A ports and two USB-C ports <sup>25</sup>  |   |   |   |    | ■ |
| Wireless charger <sup>25</sup>  |   |   |   | ■  | ■ |
| Streaming Audio via Bluetooth® <sup>9</sup>   | ■ | ■ | ■ | ■  | ■ |
| SiriusXM with 3-month trial subscription <sup>9</sup>   | ■ | ■ | ■ | ■  | ■ |

■ Standard    P1 Part of SV Premium Package    C Part of Captain's Chairs Package  
□ Optional    P2 Part of SL Premium Package

| Safety  | S | SV | RC | SL | PLT |
|---|---|----|----|----|-----|
| Nissan Advanced Air Bag System with dual-stage supplemental front air bags with seat belt and occupant-classification sensors <sup>26</sup> | ■ | ■  | ■  | ■  | ■   |
| Seat-mounted side-impact supplemental air bags for front- and rear-seat outboard occupants <sup>26</sup>                                    | ■ | ■  | ■  | ■  | ■   |
| Driver seat-mounted front-center supplemental air bag <sup>26</sup>   |   |    |    |    | ■   |
| Driver and front-passenger supplemental knee air bags <sup>26</sup>   | ■ | ■  | ■  | ■  | ■   |
| Roof-mounted curtain supplemental air bags with rollover sensor for outboard occupant head protection for all rows <sup>26</sup>            | ■ | ■  | ■  | ■  | ■   |
| LATCH System (Lower Anchors and Tethers for Children)   | ■ | ■  | ■  | ■  | ■   |
| Tire Pressure Monitoring System (TPMS) with Easy-Fill Tire Alert <sup>41, 42</sup>  | ■ | ■  | ■  | ■  | ■   |

CAPACITIES/WEIGHTS/MPG

| Capacities   |         |
|--|---------|
| Seating capacity                                     | Up to 8 |
| Interior passenger volume without moonroof (cu. ft.) | 148.5   |

| Maximum Towing Capacity (Lbs.) <sup>19</sup> | S     | SV    | RC    | SL    | Platinum |
|--|-------|-------|-------|-------|----------|
| Standard                                     | 3,500 | 3,500 | 6,000 | 3,500 | 6,000    |
| Optional                                     | -     | 6,000 | -     | 6,000 | -        |

| Curb Weights (Lbs.) |       |       |       |       |          |
|---------------------|-------|-------|-------|-------|----------|
| Base Total          | S     | SV    | RC    | SL    | Platinum |
| 2WD                 | 4,317 | 4,331 | -     | 4,354 | 4,470    |
| 4WD                 | 4,469 | 4,484 | 4,605 | 4,506 | 4,625    |

| Fuel Economy Estimates <sup>43</sup>                                       | S        | SV       | RC       | SL       | Platinum |
|--|----------|----------|----------|----------|----------|
| City/Hwy/Combined mpg (2WD)  | 20/27/23 | 20/27/23 | -        | 20/27/23 | 20/27/23 |
| City/Hwy/Combined mpg (4WD)  | 21/27/23 | 21/27/23 | 20/23/21 | 20/25/22 | 20/25/22 |
| Actual mileage may vary with driving conditions - use for comparison only. |          |          |          |          |          |

NISSAN ROADSIDE ASSISTANCE

Your peace of mind is on us. For 36 months or 36,000 miles, whichever comes first, your new Nissan is covered for the following:<sup>44</sup>

- Flat-tire changes
- Trip Interruption benefits
- Jump starts
- Vehicle lockouts
- Emergency fuel delivery

Follow Nissan on:



visit [NissanUSA.com/pathfinder](https://www.nissanusa.com/pathfinder)

PRINTED IN USA





Sign up to get the latest on  
Nissan vehicles, news, and events.

<https://www.nissanusa.com/brochures/request-brochure.html>



<sup>1</sup>Available feature. <sup>2</sup>Intelligent 4x4 cannot prevent collisions or provide enhanced traction in all conditions. Always monitor traffic and weather conditions. <sup>3</sup>Nissan Safety Shield technologies can't prevent all collisions or warn in all situations. See Owner's Manual for important safety information. <sup>4</sup>Extra cost option. <sup>5</sup>Do not perform slide forward function with the Child Restraint System occupied. <sup>6</sup>Leather appointments. <sup>7</sup>Information displayed is dependent on how vehicle is equipped. Driving is serious business and requires your full attention. If you have to use the feature while driving, exercise extreme caution at all times so full attention may be given to vehicle operation. <sup>8</sup>Information displayed is dependent on how vehicle is equipped. Do not use for extended periods of time. See Owner's Manual for important safety information. <sup>9</sup>Use feature only when safe and legal. Compatible device and service required. Subject to third party service availability. For more information, see [NissanUSA.com/connect/legal](https://www.nissanusa.com/connect/legal). <sup>10</sup>Never program while driving. GPS mapping may not be detailed in all areas or reflect current road status. <sup>11</sup>Up to 6,000 lbs. maximum towing for 2024 Pathfinder®. Towing varies by configuration. See Nissan Towing Guide and Owner's Manual for additional information. Always secure cargo. <sup>12</sup>ProPILOT Assist and ProPILOT Assist with Navi-link cannot prevent collisions. It is the driver's responsibility to be in control of the vehicle at all times. Always monitor traffic conditions and keep both hands on the steering wheel. System operates only when lane markings are detected. Does not function in all weather, traffic and road conditions. System has limited control capability and the driver may need to steer, brake or accelerate at any time to maintain safety. See Owner's Manual for safety information. <sup>13</sup>Availability of features vary by vehicle model year, model, trim level, packaging, and options. Please see Owner's Manual for important feature information. <sup>14</sup>Automatic Emergency Braking with Pedestrian Detection cannot prevent all collisions and may not provide warning or braking in all conditions. Driver should monitor traffic conditions and brake as needed to prevent collisions. See Owner's Manual for safety information. <sup>15</sup>Rear Automatic Braking cannot prevent all collisions and may not provide warning or braking in all conditions. Driver should always turn and check surroundings before driving and brake as needed to prevent collisions. See Owner's Manual for safety information. <sup>16</sup>Rear Cross Traffic Alert may not detect all vehicles. See Owner's Manual for safety information. <sup>17</sup>Blind Spot Warning and Intelligent Blind Spot Intervention cannot prevent all collisions and may not detect every object or warn in all situations. Driver should always turn and look before changing lanes. See Owner's Manual for safety information. <sup>18</sup>Lane Departure Warning and Intelligent Lane Intervention only operate when lane markings are able to be detected. See Owner's Manual for safety information. <sup>19</sup>Towing varies by configuration. See Nissan Towing Guide and Owner's Manual for additional information. Always secure cargo. <sup>20</sup>Intelligent Forward Collision Warning cannot prevent collisions. See Owner's Manual for safety information. <sup>21</sup>Sonar System may not detect every object. Driver should always check surroundings before driving. See Owner's Manual for safety information. <sup>22</sup>Intelligent Driver Alertness cannot provide a warning in every situation. See Owner's Manual for safety information. <sup>23</sup>Rear Door Alert System does not detect people or cargo. Always check rear seat before exiting. See Owner's Manual for safety information. <sup>24</sup>Cargo shown for display purposes only. Cargo and load capacity limited by weight and distribution. Always secure cargo. Heavy loading of the vehicle with cargo, especially on the roof, will affect the handling and stability of the vehicle. <sup>25</sup>Driving is serious business and requires your full attention. If you have to use the connected device while driving, exercise extreme caution at all times so full attention may be given to vehicle operation. External device not included. <sup>26</sup>Air bags are only a supplemental restraint system. Always wear your seat belt. Rear-facing child restraints should not be placed in the front-passenger's seat. All children 12 and under should ride in the rear seat properly secured in child restraints, booster seats, or seat belts according to their size. Air bags will only inflate in certain accidents. See Owner's Manual for safety information. <sup>27</sup>Remote Engine Start System to be used only in accordance with laws or rules in effect in your vehicle's location. <sup>28</sup>Horsepower and torque figures based on premium fuel only. <sup>29</sup>Intelligent Around View® Monitor cannot eliminate blind spots and may not detect every object. Driver should always turn and check surroundings before driving. See Owner's Manual for safety information. <sup>30</sup>Inspired by ballistic nylon. <sup>31</sup>Traffic Sign Recognition may not detect and read all traffic signs in all conditions. Driver should monitor all traffic signs and obey all traffic laws. See Owner's Manual for details. <sup>32</sup>120-volt power outlet is intended only for use with compatible items. Please check specifications of wattage and amperage of items to be plugged in to determine compatibility. <sup>33</sup>For complete information concerning warranty coverage, conditions, limitations, and exclusions, see your Nissan dealer, [parts.NissanUSA.com](https://www.nissanusa.com/parts), or read your vehicle's Warranty Information Booklet. <sup>34</sup>All non-Nissan Genuine Accessories are not warranted by Nissan. Refer to accessory product manufacturer for warranty details. Nissan limited warranty also does not cover damages or failures to the vehicle caused by improper installation, improper alterations, or use of non-Nissan-affiliated parts/accessories. Contact your Nissan dealer or read your vehicle's Warranty Information Booklet for details. <sup>35</sup>Genuine Nissan Accessory Roof Rail Crossbars have a maximum weight limit of 100 lbs. <sup>36</sup>Compatible smartphone required. Virtual Key to be used only in accordance with laws or rules in effect in your vehicle's location. Actual maximum distance for operation will vary depending on obstructions between compatible device and vehicle. <sup>37</sup>Dual Camera Drive Recorder to be used only in accordance with any laws or rules in effect in your vehicle's location that may apply to audio or video recordings of drivers and passengers. <sup>38</sup>4x4 models only. <sup>39</sup>Brake Assist cannot prevent all collisions and may not provide warning or braking in all conditions. Driver should monitor traffic conditions and brake as needed to prevent collisions. See Owner's Manual for safety information. <sup>40</sup>Vehicle Dynamic Control cannot prevent collisions due to abrupt steering, carelessness, or dangerous driving techniques. It should remain on when driving, except when freeing the vehicle from mud or snow. See Owner's Manual for safety information. <sup>41</sup>Tire Pressure Monitoring System is not a substitute for regular tire pressure checks. See Owner's Manual for safety information. <sup>42</sup>Vehicle must be on for the Easy-Fill Tire Alert to operate. <sup>43</sup>Fuel economy based on targeted 2024 EPA fuel economy estimates for 2024 Pathfinder® - EPA data not available at time of publication. Targeted 2024 fuel economy 20 City MPG / 27 Highway MPG / 23 Combined MPG for Pathfinder® S, SV, SL, Platinum 2WD. 21 City MPG / 27 Highway MPG / 23 Combined MPG for Pathfinder S, SV 4WD. 20 City MPG / 23 Highway MPG / 21 Combined MPG for Pathfinder Rock Creek®. 20 City MPG / 25 Highway MPG / 22 Combined MPG for Pathfinder SL, Platinum 4WD. Estimates based on Nissan internal testing results, subject to EPA confirmation. Actual mileage may vary with driving conditions. Use for comparison only. <sup>44</sup>Roadside assistance coverage period varies by model year/model. For complete information concerning warranty coverage, conditions and exclusions, see your Nissan dealer and read the warranty information booklet for the model year/model. <sup>45</sup>Only front kick plates illuminate. Apple CarPlay® is a registered trademark of Apple, Inc. Bluetooth® word mark and logos are owned by Bluetooth SIG, Inc., and any use of such marks by Nissan is under license. Bose® is a registered trademark of The Bose Corporation. Facebook® is a registered trademark of Facebook, Inc. Google, Android, YouTube, Android Auto, and other marks are trademarks of Google LLC. To use Android Auto on your car display, you'll need an Android phone running Android 8 or higher, an active data plan, and the Android Auto app. HomeLink® is a registered trademark of Gentex Corporation. Instagram® is a registered trademark of Instagram, LLC. iPhone® is a registered trademark of Apple, Inc. All rights reserved. iPhone® or other external device not included. The Sirius®, XM®, and SiriusXM® names and all related marks and logos are trademarks of Sirius XM Radio Inc. Twitter® is a registered trademark of Twitter, Inc. Yakima® is a registered trademark of Yakima Products, Inc. This brochure is intended for general descriptive and informational purposes only. It is subject to change and does not constitute an offer, representation or warranty (express or implied) by Nissan North America, Inc. Interested parties should confirm the accuracy of any information in this brochure as it relates to a vehicle directly with Nissan North America, Inc., before relying on it to make a purchase decision. Nissan North America, Inc., reserves the right to make changes, at any time, without prior notice, in prices, colors, materials, equipment, specifications, and models and to discontinue models or equipment. Due to continuous product development and other pre- and post-production factors, actual vehicle, materials and specifications may vary from this brochure. Some vehicles shown with optional equipment. See the actual vehicle for complete accuracy. Availability and delivery times for particular models or equipment may vary. Specifications, options and accessories may differ in Hawaii, U.S. territories and other countries. For additional information on availability, options or accessories, see your Nissan dealer or contact Nissan North America, Inc. At [NissanUSA.com](https://www.nissanusa.com), you'll find virtual product demonstrations, a way to "build your own Nissan," a dealer locator, and more information about key Nissan support services. Or if you'd prefer, call **1-800-NISSAN-3** for answers to specific questions about Pathfinder® or any other Nissan vehicle. The Nissan names, logos, product names, feature names, and slogans are trademarks owned by or licensed to Nissan Motor Co. Ltd. and/or its North American subsidiaries. Other trademarks and trade names are those of their respective owners. **Always wear your seat belt, and please drive responsibly.** ©2023 Nissan North America, Inc. \*24 Pathfinder® 2417151-N-07/23-60K-KSL