



ARIYA

2024



A dark blue Nissan Ariya electric SUV is shown from a front-three-quarter perspective, driving on a road. The car's headlights are on, and the Nissan logo is visible on the front grille. The background shows a blurred horizon under a blue sky with light clouds.

Your electric future awaits

ARIYA is an exquisite, future-forward silhouette on every road — and inside, a spacious lounge with haptic feedback controls, seamless dual-screen displays, and modular design cues. And beneath every elegant touch is thrilling innovation: available Dual Motor e-4ORCE™ AWD, ProPILOT Assist 2.0, and driver assist technologies provide all the power and confidence you'd expect from a revolutionary Nissan EV crossover.^{1, 2, 3, 4}

The future is all around you

Inside ARIYA is a spacious experience worthy of the new electric age. Without the limitations of an internal combustion engine, ARIYA redefines our relationship with the space around us. From crafted interior details inspired by old-world Japanese design to a spectrum of advanced innovations — this is the electric future you've been waiting for.

| | | |
|-----------------------------|---|---|
| Lounge-like seating up to 5 | Power-sliding center console ⁵ | Available Nappa leather-appointed cabin |
|-----------------------------|---|---|





Technology for the senses

Chances are, you've never experienced anything quite like ARIYA. A combination of refined craftsmanship, groundbreaking technology, and multi-sensory details makes every drive extraordinary. Interactive ANDON floor and door lighting elevate the senses, welcoming you into an immersive cabin experience. And with a stunning 12.3" dual widescreen Integrated Display Interface, next-generation voice control, and seamless smartphone connectivity, the road to your electric future is officially open.^{1, 6, 7}

| | | | | | | |
|--|--|-----------------------|-----------------------------------|--|--------------------------------|---|
| 12.3" Integrated Display Interface ^{1, 7} | Advanced Voice Recognition ^{6, 7} | Haptic Touch Controls | Wireless Charging ^{5, 8} | Wireless Smartphone Integration ⁷ | Alexa-Built-in ^{7, 9} | Over-the-Air Firmware Updates ¹⁰ |
|--|--|-----------------------|-----------------------------------|--|--------------------------------|---|



Even the details innovate

ARIYA's interior doesn't just invite serenity — it invites a closer look. Instead of conventional buttons, you'll find illuminated haptic controls built into the wood-toned surface of your dashboard. Even the textures of your climate console and driving mode controls are engineered to thrill.



Charge ahead with confidence

Infused with Nissan's long history of EV innovation, ARIYA is more than an electric crossover. With advances like active thermal management to optimize performance in both hot and cold climates, ARIYA's fast-charging lithium-ion battery system takes technology to the next level.^{11, 12} Choose between standard or extended-range capacity — and front-wheel drive or available Dual Motor e-4ORCE™ All-Wheel Drive.^{2, 11} Just charge up and go: the road is yours.



Nissan ARIYA PLATINUM+ Dual Motor e-4ORCE™ AWD shown in Two-tone Deep Ocean Blue Pearl / Black Diamond Pearl¹⁴ with Accessory Load Carriers — Crossbars.¹⁵



Charge at home With a dedicated wall charger, you can plug into the easy life and wave goodbye to the gas pump.^{11, 16}

Charge smart Schedule your home charging from your compatible smartphone and choose times when electricity rates may be lower. That means you can set charging to start while you sleep, and then wake up to an ARIYA 100% ready to go.^{7, 11, 16, 17}

Charge on the go An ever-expanding public charging network, including fast charge stations, lets you commute with confidence.^{11, 12}

Intelligent Route Planner This digital tool can help make your journey seamless: sync the climate control system with your departure time and calculate the route to your destination while locating fast chargers along the way. This is next-level road-tripping.^{6, 7, 12, 17, 18}

SiriusXM with 360L Transform your ride with the most extensive and personalized radio experience on the road. Advanced in-car technology makes finding your favorite SiriusXM channels, shows, and exclusive content easier than ever before.^{5, 19}

All-Wheel Drive — evolved

ARIYA's available Dual Motor e-4ORCE™ All-Wheel Drive powertrain offers more than just awe-inspiring thrust and thrills. It combines balanced, smooth motion with positive traction for elevated grip and uplifted confidence you can feel year-round.²

Press the accelerator, and Dual Motor e-4ORCE All-Wheel Drive responds with authority, propelling ARIYA up to speed with remarkable force and poise. Dual Motor e-4ORCE All-Wheel Drive precisely meters out power to each of its wheels individually, so you can navigate slippery roads with more confidence.^{3, 6}

e-4ORCE



With available ProPILOT Assist 2.0, driving doesn't always have to be so hands-on

ProPILOT Assist 2.0 Feel the full power of ProPILOT Assist 2.0 as it helps out with freeway lane changes and can provide hands-off, foot-off driving assistance through stop-and-go freeway traffic.^{3, 5}

ProPILOT Park Tight parking spot? Push the ProPILOT Park button, and glide, hands-off, right into the spot — whether it's back-in or parallel.^{5, 20}

CHOOSE YOUR COLOR

ARIYA Trim Legend

VEN = VENTURE+

ENG = ENGAGE

EVO = EVOLVE+

EMP = EMPOWER+

PLT = PLATINUM+



Everest White Pearl TriCoat¹⁴



Boulder Gray Pearl




Gun Metallic


| | VEN | ENG | EVO | EMP | PLT |
|---------------------------------------|-----|-----|-----|-----|-----|
| Charcoal Cloth | | | | | |
| Charcoal Leatherette | | | | | |
| Light Gray Leatherette | | | | | |
| Blue Gray Nappa Leather ²¹ | | | | | |

| VEN | ENG | EVO | EMP | PLT |
|-----|-----|-----|-----|-----|
| | | | | |
| | | | | |
| | | | | |
| | | | | |

| VEN | ENG | EVO | EMP | PLT |
|-----|-----|-----|-----|-----|
| | | | | |
| | | | | |
| | | | | |
| | | | | |



Northern Lights Metallic¹⁴




Black Diamond Pearl



Two-tone Everest White Pearl TriCoat/Black Diamond Pearl¹⁴



Two-tone Brilliant Silver/Black Diamond Pearl^{14, 22}



Two-tone Boulder Gray Pearl/Black Diamond Pearl¹⁴

| VEN | ENG | EVO | EMP | PLT |
|-----|-----|-----|-----|-----|
| | | | | |
| | | | | |
| | | | | |
| | | | | |

| VEN | ENG | EVO | EMP | PLT |
|-----|-----|-----|-----|-----|
| | | | | |
| | | | | |
| | | | | |
| | | | | |


| VEN | ENG | EVO | EMP | PLT |
|-----|-----|-----|-----|-----|
| | | | | |
| | | | | |
| | | | | |
| | | | | |

| VEN | ENG | EVO | EMP | PLT |
|-----|-----|-----|-----|-----|
| | | | | |
| | | | | |
| | | | | |
| | | | | |

| VEN | ENG | EVO | EMP | PLT |
|-----|-----|-----|-----|-----|
| | | | | |
| | | | | |
| | | | | |
| | | | | |

Standard

Nissan has taken care to ensure that the color swatches presented here are the closest possible representations of actual vehicle colors. Swatches may vary slightly due to the printing process and whether viewed in daylight, fluorescent or incandescent light. Please see the actual colors at your dealer.



Two-tone Passion Red TriCoat/Black Diamond Pearl^{14, 22}



Two-tone Deep Ocean Blue Pearl/Black Diamond Pearl¹⁴

| VEN | ENG | EVO | EMP | PLT |
|-----|-----|-----|-----|-----|
| | | | | |
| | | | | |
| | | | | |
| | | | | |


| VEN | ENG | EVO | EMP | PLT |
|-----|-----|-----|-----|-----|
| | | | | |
| | | | | |
| | | | | |
| | | | | |

| VEN | ENG | EVO | EMP | PLT |
|-----|-----|-----|-----|-----|
| | | | | |
| | | | | |
| | | | | |
| | | | | |

CHOOSE YOUR INTERIOR



Charcoal Cloth
VENTURE+



Charcoal Leatherette
ENGAGE | EVOLVE+ | EMPOWER+



Light Gray Leatherette
ENGAGE | EVOLVE+ | EMPOWER+



Blue Gray Nappa Leather²¹
PLATINUM+

NISSAN ARIYA ACCESSORIES

Build the “you” edition

Every Genuine Nissan Accessory is custom-fit, custom-designed, and durability-tested. Each one is backed by Nissan’s 3-year/36,000-mile (whichever occurs first) limited warranty (if installed by the dealer at the time of new vehicle purchase) and can be financed when installed by the dealer at time of new vehicle purchase.²³ Affiliated Yakima® accessories are not warranted by Nissan. Refer to product manufacturer for warranty details. Nissan Limited Warranty does not cover damages or failures to the vehicle caused by improper installation or alterations of any Nissan-affiliated accessory or component. Contact your dealer for details.²⁴

For more information and to shop online for ARIYA Genuine Nissan Accessories, go to bit.ly/24Ariya-Accys

Left: **Nissan ARIYA PLATINUM+ Dual Motor e-4ORCE™ All-Wheel Drive** shown in Two-tone Sunrise Copper Pearl/Black Diamond Pearl^{14, 22} with 19" Gloss Black Aluminum-Alloy Wheels, Load Carriers — Crossbars,¹⁵ Affiliated: Yakima® ForkLift — Fork Mount Bike Rack,^{15, 24} Side-Window Deflectors (4-piece set), Clear Hood and Charging Port Protector Set, Exterior Ground Lighting w/ Logo and Rear Illumination, LED Fog Lights (standard on PLATINUM+ Dual Motor e-4ORCE All-Wheel Drive), and Splash Guards (4-piece set). Limited availability for Two-tone Sunrise Copper Pearl/Black Diamond Pearl.

Right: **Nissan ARIYA PLATINUM+ Dual Motor e-4ORCE™ All-Wheel Drive** shown in Two-tone Everest White Pearl TriCoat/Black Diamond Pearl¹⁴ with 19" Gloss Black Aluminum-Alloy Wheels, 19" Satin Chrome Wheel Insert Kit, Load Carriers — Crossbars,¹⁵ Affiliated: Yakima® LoadWarrior — Cargo Basket,^{15, 24} Side-Window Deflectors (4-piece set), Clear Rear Bumper Protector, Exterior Ground Lighting w/ Logo and Rear Illumination, Tow Hitch Receiver Kit, Class I,²⁵ Trailer Tow Harness (4-pin),²⁵ Affiliated: Yakima® RidgeBack 4 — Hitch Mount Bike Rack,^{15, 24} Affiliated: Yakima® HitchSki — Hitch Mount Ski Adapter,^{15, 24} and Splash Guards (4-piece set).

CHOOSE YOUR ACCESSORIES

- A

Virtual Key²⁶
Use your compatible smartphone or Apple Watch® to lock/unlock and start your ARIYA. You can even share this access with up to 7 others.
- B

Dual Camera Drive Recorder^{27, 28}
Catch what’s happening outside and inside your ARIYA.
- C

Retractable Pet Divider
Give your 4-legged friends their own space and help keep them secure.
- D

All-Season Floor Mats — High Wall Liners (3-piece set)
Protect the interior from rain, snow, and mud.
- E

Trash Bin²⁸
Spruce up your space with this handy, removable trash bin.
- F

Illuminated Kick Plates²⁹ and Interior Accent Lighting (sold separately)
Enliven your atmosphere with a glowing reception.
- G

Interior Door Scuff Protection
Help shield ARIYA where it counts for protection from scuffs and scratches.
- H

Illuminated Cargo Scuff Plates
Armor and illuminate ARIYA's cargo area.

- Additional Accessories:
- Carpeted Floor Mats (2-piece set)
 - Front Console Storage Bin
 - Hatch Tent
 - Removable Tote Cargo Organizer
 - Affiliated: Yakima® SkyBox 16 — Roof Cargo Box^{15, 24}
 - Frameless EC Mirror w/ HomeLink®
 - Security Impact Sensor
 - Wheel Locks
 - And More



CHOOSE YOUR TRIM

Choose the ARIYA that fits your world

Whether you crave driving excitement, adventure-worthy capability, impressive range, or something in between, there’s an ARIYA for you.¹⁷



| | VENTURE+ | ENGAGE | ENGAGE Dual Motor AWD | ENGAGE+ Dual Motor AWD | EVOLVE+ | EVOLVE+ Dual Motor AWD | EMPOWER+ | PLATINUM+ Dual Motor AWD |
|----------------------------------|--|--|-------------------------------|-------------------------------|---|-------------------------------|--|---|
| Mile Range ¹⁷ | Up to 304 miles ¹⁷ | Up to 216 miles ¹⁷ | Up to 205 miles ¹⁷ | Up to 272 miles ¹⁷ | Up to 289 miles ¹⁷ | Up to 272 miles ¹⁷ | Up to 289 miles ¹⁷ | Up to 267 miles ¹⁷ |
| Drivetrain | FWD | FWD | AWD | AWD | FWD | AWD | FWD | AWD |
| Battery ¹¹ | 87 kWh | 63 kWh | 63 kWh | 87 kWh | 87 kWh | 87 kWh | 87 kWh | 87 kWh |
| Motor(s) | 178 kW | 160 kW | 250 kW | 290 kW | 178 kW | 290 kW | 178 kW | 290 kW |
| HP ⁵⁴ Torque | 238 221 lb-ft | 214 221 lb-ft | 335 413 lb-ft | 389 442 lb-ft | 238 221 lb-ft | 389 442 lb-ft | 238 221 lb-ft | 389 442 lb-ft |
| 0–60 MPH (est.) ³⁰ | 7.2 seconds | 7.1 seconds | 5.1 seconds | 4.8 seconds | 7.2 seconds | 4.8 seconds | 7.2 seconds | 4.8 seconds |
| Charge Time (est.) ¹¹ | 40 min (80%) | 35 min (80%) | 35 min (80%) | 40 min (80%) | 40 min (80%) | 40 min (80%) | 40 min (80%) | 40 min (80%) |
| Trim Highlights | VENTURE+ is our longest range model. ¹⁷ | ENGAGE models offer different batteries, ¹¹ ranges, ¹⁷ and choice of Front-Wheel Drive or Dual Motor e-4ORCE™ All-Wheel Drive. ² | | | The EVOLVE+ models offer a choice of Front-Wheel Drive and Dual Motor e-4ORCE All-Wheel Drive. ² | | The EMPOWER+ is Front-Wheel Drive. | The PLATINUM+ is the ARIYA flagship. It is Dual Motor e-4ORCE All-Wheel Drive. ² |
| Key Features | Key features include: <ul style="list-style-type: none">• ProPILOT Assist with Navi-link³¹• Standard Safety Shield® 360³²• ANDON interior lighting• Wireless Apple CarPlay® integration⁷• Android Auto™ compatibility⁷• Dual 12.3" displays^{1,7} | All three ENGAGE models include VENTURE+ equipment, plus: <ul style="list-style-type: none">• Head-Up Display³³• 8-way power driver’s seat• Memory system — driver’s seat• Power-sliding center console• Leatherette-appointed seats• Heated front and rear outboard seats• Heated steering wheel | | | Both EVOLVE+ models include ENGAGE equipment, plus: <ul style="list-style-type: none">• Intelligent Around View® Monitor³⁴• Intelligent Rear View Mirror³⁵• LED fog lights• Panoramic Moonroof• Power liftgate• Wireless charger⁸• Power center storage with tray table³⁶ | | Includes EVOLVE+ equipment, plus: <ul style="list-style-type: none">• ProPILOT Assist 2.0³• ProPILOT Park²⁰• Multi-color contextual line illumination | Includes EVOLVE+ equipment, plus: <ul style="list-style-type: none">• ProPILOT Assist 2.0³• ProPILOT Park²⁰• Multi-color contextual line illumination• Motion Activated Liftgate• Climate-controlled front seats• Bose Premium Audio System |

SPECIFICATIONS

| Mechanical | VEN | ENG | EVO | EMP | PLT |
|---|-----|-----|-----|-----|-----|
| 160 kW AC synchronous electric motor | | ■ | | | |
| 178 kW AC synchronous electric motor | ■ | | ■ | ■ | |
| 250 kW dual AC synchronous electric motors | | □ | | | |
| 290 kW dual AC synchronous electric motors | | □ | □ | | ■ |
| Horsepower — 214 hp ⁵⁴ | | ■ | | | |
| Horsepower — 238 hp ⁵⁴ | ■ | | ■ | ■ | |
| Horsepower — 335 hp ⁵⁴ | | □ | | | |
| Horsepower — 389 hp ⁵⁴ | | □ | □ | | ■ |
| Torque — 221 lb-ft | ■ | ■ | ■ | ■ | |
| Torque — 413 lb-ft | | □ | | | |
| Torque — 442 lb-ft | | □ | □ | | ■ |
| 63 kWh lithium-ion battery | | ■ | | | |
| 87 kWh lithium-ion battery | ■ | □ | ■ | ■ | ■ |
| Battery heater | | ■ | ■ | ■ | ■ |
| 7.2 kW onboard charger | ■ | ■ | ■ | ■ | ■ |
| Quick Charge Port — 130 kW ¹¹ | ■ | ■ | ■ | ■ | ■ |
| Portable trickle-charge cable (120-V) ¹¹ | ■ | | | | |
| Portable charge cable (120-V / 240-V) ^{11, 16} | | ■ | ■ | ■ | ■ |

| Drivetrain | | | | | |
|--|---|---|---|---|---|
| Front-Wheel Drive (FWD) | ■ | ■ | ■ | ■ | |
| Dual Motor e-4ORCE™ All-Wheel Drive ² | | □ | □ | | ■ |
| Eco and Sport Modes | ■ | ■ | ■ | ■ | ■ |
| Snow Mode (AWD) | | □ | □ | | ■ |
| Regenerative braking system with e-Step Mode ³⁷ | ■ | ■ | ■ | ■ | ■ |

| Brakes | | | | | |
|---|---|---|---|---|---|
| Front and rear vented disc brakes | ■ | ■ | ■ | ■ | ■ |
| 4-wheel Anti-lock Braking System (ABS) | ■ | ■ | ■ | ■ | ■ |
| Electronic Brake force Distribution (EBD) | ■ | ■ | ■ | ■ | ■ |
| Brake Assist ³⁸ | ■ | ■ | ■ | ■ | ■ |
| Electronic parking brake | ■ | ■ | ■ | ■ | ■ |

| Suspension/Steering | | | | | |
|---|---|---|---|---|---|
| Independent strut front suspension | ■ | ■ | ■ | ■ | ■ |
| Independent multi-link rear suspension | ■ | ■ | ■ | ■ | ■ |
| Front and rear stabilizer bars | ■ | ■ | ■ | ■ | ■ |
| Vehicle-speed-sensitive electric power steering | ■ | ■ | ■ | ■ | ■ |

| Driver Assistance Technologies | | | | | |
|---|---|---|---|---|---|
| Intelligent Cruise Control ³⁹ | ■ | ■ | ■ | ■ | ■ |
| ProPILOT Assist with Navi-link ³¹ | ■ | ■ | ■ | | |
| ProPILOT Assist 2.0 ³ | | | | ■ | ■ |
| ProPILOT Park ²⁰ | | | | ■ | ■ |
| Intelligent Forward Collision Warning ⁴⁰ | ■ | ■ | ■ | ■ | ■ |
| Automatic Emergency Braking with Pedestrian Detection ⁴¹ | ■ | ■ | ■ | ■ | ■ |
| Intelligent Lane Intervention ⁴² | ■ | ■ | ■ | ■ | ■ |
| Intelligent Blind Spot Intervention ⁴³ | ■ | ■ | ■ | ■ | ■ |
| Rear Cross Traffic Alert ⁴⁴ | ■ | ■ | ■ | ■ | ■ |
| Rear Automatic Braking ⁴⁵ | ■ | ■ | ■ | ■ | ■ |
| Intelligent Around View® Monitor ³⁴ | | | ■ | ■ | ■ |
| Intelligent Rear View Mirror ³⁵ | | | ■ | ■ | ■ |
| Front and Rear Sonar System ⁴⁶ | ■ | ■ | ■ | ■ | ■ |

| Driver Assistance Technologies (continued) | VEN | ENG | EVO | EMP | PLT |
|--|-----|-----|-----|-----|-----|
| High Beam Assist | ■ | ■ | ■ | ■ | ■ |
| Intelligent Driver Alertness ⁴⁷ | ■ | ■ | ■ | ■ | ■ |
| Traffic Sign Recognition ⁴⁸ | ■ | ■ | ■ | ■ | ■ |
| Hill Start Assist | ■ | ■ | ■ | ■ | ■ |
| Vehicle Dynamic Control (VDC) with Traction Control System (TCS) ⁴⁹ | ■ | ■ | ■ | ■ | ■ |

| Wheels/Tires | | | | | |
|--|---|---|---|---|---|
| 19" Aluminum-alloy wheels with aero covers | ■ | ■ | ■ | ■ | ■ |
| 20" Aluminum-alloy wheels | | | | | □ |
| P235/55R19 All-season tires | ■ | ■ | ■ | ■ | ■ |
| P255/45R20 All-season tires | | | | | □ |

| Exterior Features | | | | | |
|--|---|---|---|---|---|
| LED headlights with LED signature Daytime Running Lights | ■ | ■ | ■ | ■ | ■ |
| Intelligent Auto Headlights | ■ | ■ | ■ | ■ | ■ |
| LED fog lights | | | ■ | ■ | ■ |
| Dual power-folding heated outside mirrors | ■ | ■ | ■ | ■ | ■ |
| Outside mirrors with integrated LED turn signal indicators | | | | | ■ |
| Charge port with light and lock | ■ | ■ | ■ | ■ | ■ |
| Illuminated front badge | ■ | ■ | ■ | ■ | ■ |
| Panoramic Moonroof | | | ■ | ■ | ■ |
| Power liftgate | | | ■ | ■ | |
| Motion Activated Liftgate | | | | | ■ |
| Satin Chrome exterior trim | ■ | ■ | ■ | ■ | |
| Dark Satin Chrome exterior trim (AWD only) | | □ | □ | | ■ |

| Comfort/Convenience | | | | | |
|---|---|---|---|---|---|
| Dual Zone Automatic Temperature Control | ■ | ■ | ■ | ■ | ■ |
| Nissan Intelligent Key® with Push Button Start and four-door request switch | ■ | ■ | ■ | ■ | ■ |
| Power tilt and telescoping steering column | | | | | ■ |
| HomeLink® Universal Transceiver | | | ■ | ■ | ■ |
| Outside mirrors with reverse tilt-down feature | | | | | ■ |
| ANDON interior lighting | ■ | ■ | ■ | ■ | ■ |
| Multi-color contextual line illumination | | | | ■ | ■ |
| Rain-sensing windshield wipers | | | ■ | ■ | ■ |
| Power-sliding center console | | ■ | ■ | ■ | ■ |
| Power center storage with tray table ³⁶ | | | ■ | ■ | ■ |
| Removable cargo cover | | ■ | ■ | ■ | ■ |
| Six cargo tie-down hooks | ■ | ■ | ■ | ■ | ■ |
| Divide-N-Hide® Cargo System (FWD only) ¹⁵ | | ■ | ■ | ■ | |

| Seating/Appointments | | | | | |
|---|--|---|---|---|---|
| 8-way power driver's seat, with 4-way power lumbar support | | ■ | ■ | ■ | ■ |
| 8-way power front-passenger's seat | | | ■ | ■ | ■ |
| Memory System — driver's seat | | ■ | ■ | ■ | |
| Memory System — driver's and passenger's seats, steering wheel, and outside mirrors | | | | | ■ |
| Leatherette-appointed seats | | ■ | ■ | ■ | |
| Nappa leather-appointed seats | | | | | ■ |
| Heated leather-wrapped steering wheel | | ■ | ■ | ■ | ■ |
| Heated front seats | | ■ | ■ | ■ | |

| Seating/Appointments (continued) | VEN | ENG | EVO | EMP | PLT |
|--|-----|-----|-----|-----|-----|
| Climate-controlled front seats (heated and cooled) | | | | | ■ |
| Heated outboard rear seats | | ■ | ■ | ■ | ■ |

| Infotainment | | | | | |
|---|---|---|---|---|---|
| 12.3" Digital dashboard with fully digital gauges ¹ | ■ | ■ | ■ | ■ | ■ |
| NissanConnect® 12.3" display with multi-touch control ⁷ | ■ | ■ | ■ | ■ | ■ |
| Nissan Door to Door Navigation with Premium Traffic ⁶ | ■ | ■ | ■ | ■ | ■ |
| NissanConnect® Services powered by SiriusXM with trial access to 5-year Select and 3-year Premium packages ⁷ | ■ | ■ | ■ | ■ | ■ |
| Head-Up Display ³³ | | ■ | ■ | ■ | ■ |
| Voice Recognition ⁶ | ■ | ■ | ■ | ■ | ■ |
| Hello Nissan ⁷ | ■ | ■ | ■ | ■ | ■ |
| Alexa Built-in ^{7, 9} | ■ | ■ | ■ | ■ | ■ |
| Wireless Apple CarPlay® integration ⁷ | ■ | ■ | ■ | ■ | ■ |
| Android Auto™ compatibility ⁷ | ■ | ■ | ■ | ■ | ■ |
| SiriusXM Traffic and Travel Link with 3-month trial access ⁷ | ■ | ■ | ■ | ■ | ■ |
| Wi-Fi Hotspot ⁵⁰ | ■ | ■ | ■ | ■ | ■ |
| Firmware Over-the-Air Updates ¹⁰ | ■ | ■ | ■ | ■ | ■ |
| Bose Premium Audio System with 10 speakers, including dual-driver woofer | | | | | ■ |
| Two USB-A ports and two USB-C ports ⁸ | ■ | ■ | ■ | ■ | ■ |
| Wireless charger ⁸ | | | ■ | ■ | ■ |
| SiriusXM with 360L and 3-month subscription included ¹⁹ | ■ | ■ | ■ | ■ | ■ |

| Safety | | | | | |
|---|---|---|---|---|---|
| Nissan Advanced Air Bag System with dual-stage supplemental front air bags with seat-belt and occupant-classification sensors ⁵¹ | ■ | ■ | ■ | ■ | ■ |
| Seat-mounted side-impact supplemental air bags for front- and rear-seat outboard occupants ⁵¹ | ■ | ■ | ■ | ■ | ■ |
| Driver and front-passenger supplemental knee air bags ⁵¹ | ■ | ■ | ■ | ■ | ■ |
| Roof-mounted curtain supplemental air bags with rollover sensor for side-impact head protection for front- and rear-seat outboard occupants ⁵¹ | ■ | ■ | ■ | ■ | ■ |
| Far-side supplemental air bag ⁵¹ | | | | | ■ |
| 3-point ALR/ELR passenger seat belt system (ELR for driver) | ■ | ■ | ■ | ■ | ■ |
| Front and rear-outboard seat belts with pretensioners and load limiters | ■ | ■ | ■ | ■ | ■ |
| LATCH System (Lower Anchors and Tethers for CHildren) | ■ | ■ | ■ | ■ | ■ |

¹Information displayed is dependent on how vehicle is equipped. Driving is serious business and requires your full attention. If you have to use the feature while driving, exercise extreme caution at all times so full attention may be given to vehicle operation. ²Dual Motor e-4ORCE AWD cannot prevent collisions or provide enhanced traction in all conditions. Always monitor traffic and weather conditions. ³ProPILOT Assist 2.0 can't prevent collisions. Driver at all times responsible to maintain safety by monitoring traffic, controlling vehicle, and if needed steer, brake or accelerate. System works only when lane markings detected and does not function in all weather, traffic and road conditions. See Owner's Manual for safety information. NissanConnect Services subscription required. See [NissanUSA.com/connect/legal](#). ⁴Availability of features vary by vehicle model year, model, trim level, packaging, and options. Please see Owner's Manual for important feature information. ⁵Available feature. ⁶Never program while driving. GPS mapping may not be detailed in all areas or reflect current road status. ⁷Use feature only when safe and legal. Compatible device and service required. Subject to third party service availability. For more information, see [NissanUSA.com/connect/legal](#). ⁸Driving is serious business and requires your full attention. If you have to use the connected device while driving, exercise extreme caution at all times so full attention may be given to vehicle operation. ⁹Feature availability varies by vehicle model year, model, trim level, packaging and options. Connectivity service may be required. Alexa is

DIMENSIONS/CAPACITIES/WEIGHTS/MPGe

| Exterior Dimensions — Inches | |
|------------------------------|-------|
| Wheelbase | 109.3 |
| Overall length | 182.9 |
| Overall width | 85.5 |
| Overall height | 65.4 |

| Aerodynamics — Cd | |
|-------------------------|------|
| Drag coefficient | |
| FWD | 0.30 |
| AWD (except PLATINUM+) | 0.31 |
| PLATINUM+ | 0.33 |

| Interior Dimensions — Inches | |
|---|------------------|
| Head room with/without moonroof (front) | 37.9/39.6 |
| Head room (rear) | 38.3 (36.6 PLT+) |
| Leg room (front/rear) | 42.3/37.0 |
| Hip room (front/rear) | 56.0/52.5 |
| Shoulder room (front/rear) | 57.1/55.9 |

| Capacities | |
|---|-------------|
| Seating capacity | 5 |
| Interior passenger volume with/without moonroof (cu. ft.) | 96.3/101.2 |
| Total interior volume with/without moonroof (cu. ft.) | 119.1/124.0 |
| Cargo volume with rear seat up (cu. ft.) ¹⁵ | 22.8 |
| Cargo volume with rear seat down (cu. ft.) ¹⁵ | 59.7 |

| Towing/Payload | |
|---|-------|
| Maximum towing capacity (lbs.) (AWD only) ⁵² | 1,500 |

| Curb Weights — Lbs. | | | | | |
|---------------------|------------|-----------------|------------|------------|------------|
| Base total | VEN | ENG/ENG+ | EVO | EMP | PLT |
| — FWD | 4,528 | 4,323 | 4,608 | 4,608 | - |
| — AWD | - | 4,608/4,899 | 4,899 | - | 5,057 |

| 2024 EPA Fuel Economy MPGe ¹⁷ | | | | | |
|--|------------|------------|------------|------------|-----------------|
| City/Highway/Combined | VEN | ENG | EVO | EMP | PLT |
| — FWD | 111/95/103 | 109/94/101 | 105/91/98 | 105/91/98 | - |
| — AWD | - | 101/89/95 | 97/86/92 | - | 93/87/90 |
| | | 97/86/92 | | | 89/84/87 |
| | | (ENGAGE+) | | | (w/ 20" wheels) |

NISSAN ROADSIDE ASSISTANCE

Your peace of mind is on us. For 36 months or 36,000 miles, whichever comes first, your new Nissan is covered for the following:⁵³

- Flat-tire changes
- Trip Interruption benefits
- Jump starts
- Vehicle lockouts

Follow Nissan on:



visit [NissanUSA.com/ariya](#)

PRINTED IN USA



Sign up to get the latest on
Nissan vehicles, news, and events.

<https://www.nissanusa.com/brochures/request-brochure.html>

Amazon's cloud-based voice service. Subject to third party service availability. Amazon, Alexa, Echo, and all related marks are trademarks of **Amazon.com**, Inc. or its affiliates. For more information see **NissanUSA.com/connect/legal**. ¹⁰Availability may vary. NissanConnect® Services subscription may be required. Always read and follow instructions for safe update procedures. You may contact Nissan at 1-800-333-0207 for assistance with software updates. You may also visit your local Nissan dealer; dealership charges may apply. ¹¹Level 3 charging time estimated at the vehicle's maximum charging rate of 130kW. Charging time and capacity may vary based on power source, ambient temperature, battery temperature, condition, and age, and use of vehicle accessories while charging. For Level 1 home charging use only a 110-120 volt, 15-amp dedicated outlet for charging. For Level 2 home charging use only a 240 volt charging dock on a dedicated outlet for charging. See Customer Disclosure Form for details. ¹²Public charging networks are provided by independent companies, and are not within Nissan's control. Availability of charging stations not guaranteed. ¹³Zero tailpipe emissions. ¹⁴Extra cost option. ¹⁵Cargo shown for display purposes only. Cargo and load capacity limited by weight and distribution. Always secure cargo. Heavy loading of the vehicle with cargo, especially on the roof, will affect the handling and stability of the vehicle. ¹⁶For Level 2 home charging use only a 240-volt charging dock on a dedicated outlet for charging. See Customer Disclosure Form for details. 240-V home charging dock sold separately. Not a Nissan product. Some chargers may not be compatible with your ARIYA. Contact charger manufacturer before purchase for information on compatibility and warranty. Nissan does not warrant and is not responsible for loss, including consequential, incidental, or other damages caused by charger defects, charger incompatibility, or installation services. ¹⁷2024 MY EPA-estimated range up to 304 miles for combined city/highway driving for VENTURE+ FWD. 2024 MY EPA-estimated range up to 289 miles for combined city/highway driving for EVOLVE+ FWD, and EMPOWER+ FWD. 2024 MY EPA-estimated range up to 216 miles for combined city/highway driving for ENGAGE FWD. 2024 MY EPA-estimated range up to 205 miles for combined city/highway driving for ENGAGE Dual Motor e-4ORCE AWD. 2024 MY EPA-estimated range up to 272 miles for ENGAGE+ Dual Motor e-4ORCE AWD and EVOLVE+ Dual Motor e-4ORCE AWD. 2024 MY EPA-estimated range up to 267 miles for PLATINUM+ Dual Motor e-4ORCE AWD and 257 miles for PLATINUM+ Dual Motor e-4ORCE AWD with optional 20" wheels. 2024 MY EPA Fuel Economy Estimates 111 City, 95 Highway for VENTURE+ FWD. Based on EPA formula of 33.7 kW/hour equal to one gallon of gasoline energy, EPA rated VENTURE+ FWD equivalent to 111 MPG measured as gasoline fuel efficiency in city driving, and 95 MPG in highway driving. 2024 MY EPA Fuel Economy Estimates 105 City, 91 Highway for EVOLVE+ FWD, and EMPOWER+ FWD. Based on EPA formula of 33.7 kW/hour equal to one gallon of gasoline energy, EPA rated EVOLVE+ FWD, and EMPOWER+ FWD equivalent to 105 MPG measured as gasoline fuel efficiency in city driving, and 91 MPG in highway driving. 2024 MY EPA Fuel Economy Estimates 109 City, 94 Highway for ENGAGE FWD. Based on EPA formula of 33.7 kW/hour equal to one gallon of gasoline energy, EPA rated ENGAGE FWD equivalent to 109 MPG measured as gasoline fuel efficiency in city driving, and 94 MPG in highway driving. 2024 MY EPA Fuel Economy Estimates 101 City, 89 Highway for ENGAGE Dual Motor e-4ORCE AWD. Based on EPA formula of 33.7 kW/hour equal to one gallon of gasoline energy, EPA rated ENGAGE Dual Motor e-4ORCE AWD equivalent to 101 MPG measured as gasoline fuel efficiency in city driving, and 89 MPG in highway driving. 2024 MY EPA Fuel Economy Estimates 97 City, 86 Highway for ENGAGE+ Dual Motor e-4ORCE AWD and EVOLVE+ Dual Motor e-4ORCE AWD. Based on EPA formula of 33.7 kW/hour equal to one gallon of gasoline energy, EPA rated ENGAGE+ Dual Motor e-4ORCE AWD and EVOLVE+ Dual Motor e-4ORCE AWD equivalent to 97 MPG measured as gasoline fuel efficiency in city driving, and 86 MPG in highway driving. 2024 MY EPA Fuel Economy Estimates 93 City, 87 Highway for PLATINUM+ Dual Motor e-4ORCE AWD. Based on EPA formula of 33.7 kW/hour equal to one gallon of gasoline energy, EPA rated PLATINUM+ Dual Motor e-4ORCE AWD equivalent to 93 MPG measured as gasoline fuel efficiency in city driving, and 87 MPG in highway driving. 2024 MY EPA Fuel Economy Estimates 89 City, 84 Highway for PLATINUM+ Dual Motor e-4ORCE AWD with optional 20" wheels. Based on EPA formula of 33.7 kW/hour equal to one gallon of gasoline energy, EPA rated PLATINUM+ Dual Motor e-4ORCE AWD with optional 20" wheels equivalent to 89 MPG measured as gasoline fuel efficiency in city driving, and 84 MPG in highway driving. Actual mileage will vary with trim levels, options, and driving conditions. See Customer Disclosure Form for details. Use for comparison only. ¹⁸Actual route at time of departure may vary due to battery level at trip departure, changes in traffic, etc. that could affect the original trip plan. ¹⁹**Nissan vehicle with "SiriusXM with 360L" capability:** SiriusXM with 360L trial period is included with the purchase or lease of a new Nissan vehicle if: (i) vehicle is equipped with SiriusXM with 360L capability and (ii) vehicle is purchased or leased from new Nissan dealer stock. Trial period begins on the purchase or lease date of the qualifying new Nissan vehicle. SiriusXM with 360L is owned and operated by SiriusXM, use of SiriusXM account and its services and features are subject to the SiriusXM Customer Agreement and Privacy Policy available at **siriusxm.com**, and are not within Nissan's control. Should SiriusXM terminate, change, or restrict service or features, service or features may be suspended or terminated without notice or with no liability to Nissan or its partners or agents. Nissan and its partners or agents are also not responsible for associated costs or other third party charges that may be required for continued operation due to cellular network unavailability, restriction, or termination (including equipment replacements/upgrades, if available, or roaming charges on alternative networks). Trial period is subject to change or early termination at any time without notice. SiriusXM and related logos are trademarks of Sirius XM Radio Inc. and its respective subsidiaries. **SiriusXM and SiriusXM with 360L:** Service will automatically stop at the end of your trial subscription period unless you decide to continue service. Trial is non-transferable. If you do not wish to enjoy your trial, you can cancel by calling the number below. All SiriusXM services require a subscription, each sold separately by SiriusXM after the trial period. Service subject to the SiriusXM Customer Agreement and Privacy Policy, visit **siriusxm.com** for complete terms and how to cancel which includes online methods or calling 1-866-635-2349. Some services and features are subject to device capabilities and location availability. Satellite service not available in AK & HI. Certain features and/or content may not be available in vehicles with SiriusXM with 360L unless an active data connection is enabled in the vehicle. Content varies by SiriusXM subscription package. All fees, content and features are subject to change. SiriusXM and related logos are trademarks of Sirius XM Radio Inc. and its respective subsidiaries. ²⁰ProPILOT Park is not a substitute for driver's attention to the immediate surroundings. See Owner's Manual for safety information. ²¹Leather appointments. ²²Limited availability. ²³For complete information concerning warranty coverage, conditions, limitations, and exclusions, see your Nissan dealer, **parts.NissanUSA.com**, or read your vehicle's Warranty Information Booklet. ²⁴All non-Nissan Genuine Accessories are not warranted by Nissan. Refer to accessory product manufacturer for warranty details. Nissan limited warranty also does not cover damages or failures to the vehicle caused by improper installation, improper alterations, or use of non-Nissan-affiliated parts/accessories. Contact your Nissan dealer or read your vehicle's Warranty Information Booklet for details. ²⁵Towing varies by configuration. See Nissan Towing Guide and Owner's Manual for additional information. Always secure cargo. ²⁶Compatible smartphone required. Virtual Key to be used only in accordance with laws or rules in effect in your vehicle's location. Actual maximum distance for operation will vary depending on obstructions between compatible device and vehicle. ²⁷Federal/state/local laws or rules may apply. Review before using. ²⁸Vehicle shown is for illustrative purposes only. Not representative of brochure's model year/model. ²⁹Only front kick plates illuminate. ³⁰Nissan calculation using 1-ft rollout testing with long-range battery and Dual Motor e-4ORCE AWD only in Sport Mode and with e-Step off. Actual acceleration may vary. These results are for comparison only and should not be attempted on public roads. ³¹ProPILOT Assist and ProPILOT Assist with Navi-link can't prevent collisions. Driver at all times responsible to maintain safety by monitoring traffic, controlling vehicle, and if needed steer, brake or accelerate. System works only when lane markings detected and does not function in all weather, traffic and road conditions. See Owner's Manual for safety information. ³²Nissan Safety Shield technologies can't prevent all collisions or warn in all situations. See Owner's Manual for important safety information. ³³Do not use for extended periods of time. See Owner's Manual for important safety information. ³⁴Intelligent Around View® Monitor cannot eliminate blind spots and may not detect every object. Driver should always turn and check surroundings before driving. See Owner's Manual for safety information. ³⁵Intelligent Rear View Mirror may not detect every object and does not eliminate blind spots or warn of moving objects. See Owner's Manual for safety information. ³⁶Use only when parked in a safe location. Compatible device required. Message and data rates may apply. ³⁷e-Step does not bring the vehicle to a complete stop. Monitor traffic conditions and use conventional brake as needed. See Owner's Manual for safety information. ³⁸Brake Assist cannot prevent all collisions and may not provide warning or braking in all conditions. Driver should monitor traffic conditions and brake as needed to prevent collisions. See Owner's Manual for safety information. ³⁹Intelligent Cruise Control uses limited braking and is not a collision avoidance or warning system. Driver should monitor traffic conditions and brake as needed to prevent collisions. See Owner's Manual for safety information. ⁴⁰Intelligent Forward Collision Warning cannot prevent collisions. See Owner's Manual for safety information. ⁴¹Automatic Emergency Braking with Pedestrian Detection cannot prevent all collisions and may not provide warning or braking in all conditions. Driver should monitor traffic conditions and brake as needed to prevent collisions. See Owner's Manual for safety information. ⁴²Intelligent Lane Intervention only operates when lane markings are detectable. See Owner's Manual for safety information. ⁴³Intelligent Blind Spot Intervention cannot prevent all collisions and may not detect every object or warn in all situations. Driver should always turn and look before changing lanes. See Owner's Manual for safety information. ⁴⁴Rear Cross Traffic Alert may not detect all vehicles. See Owner's Manual for safety information. ⁴⁵Rear Automatic Braking cannot prevent all collisions and may not provide warning or braking in all conditions. Driver should always turn and check surroundings before driving and brake as needed to prevent collisions. See Owner's Manual for safety information. ⁴⁶Sonar System may not detect every object. Driver should always check surroundings before driving. See Owner's Manual for safety information. ⁴⁷Intelligent Driver Alertness cannot provide a warning in every situation. See Owner's Manual for safety information. ⁴⁸Traffic Sign Recognition may not detect and read all traffic signs in all conditions. Driver should monitor all traffic signs and obey all traffic laws. See Owner's Manual for details. ⁴⁹Vehicle Dynamic Control cannot prevent collisions due to abrupt steering, carelessness, or dangerous driving techniques. It should remain on when driving, except when freeing the vehicle from mud or snow. See Owner's Manual for safety information. ⁵⁰Available only on Nissan vehicles with AT&T-compatible in-vehicle Wi-Fi hotspot capability. Subject to third party service availability. Trial activation required. Trial ends when all data is used or period ends, whichever comes first. Use features only when safe and legal. Data charges may apply. **Subject to AT&T terms and conditions and its privacy policy, and are not within Nissan's control. Visit www.att.com/csa for complete terms and conditions.** Trial subscription is subject to change or early termination at any time without notice. Trademarks and trade names are those of their respective owners. ⁵¹Air bags are only a supplemental restraint system. Always wear your seat belt. Rear-facing child restraints should not be placed in the front-passenger's seat. All children 12 and under should ride in the rear seat properly secured in child restraints, booster seats, or seat belts according to their size. Air bags will only inflate in certain accidents. See Owner's Manual for safety information. ⁵²Up to 1,500 lbs. maximum towing for 2024 ARIYA Dual Motor e-4ORCE AWD. Towing varies by configuration. See Nissan Towing Guide and Owner's Manual for additional information. Cargo and load capacity limited by weight and distribution. Always secure cargo. ⁵³Roadside assistance coverage period varies by model year/model. For complete information concerning warranty coverage, conditions and exclusions, see your Nissan dealer and read the warranty information booklet for the model year/model. ⁵⁴214 Horsepower for ENGAGE FWD, 238 Horsepower for VENTURE+ FWD, EVOLVE+ FWD, and EMPOWER+ FWD. 335 Horsepower for ENGAGE Dual Motor e-4ORCE AWD. 389 Horsepower for ENGAGE+ Dual Motor e-4ORCE AWD, EVOLVE+ Dual Motor e-4ORCE AWD, and PLATINUM+ Dual Motor e-4ORCE AWD. Amazon, Alexa, Echo, and all related marks are trademarks of **Amazon.com**, Inc. or its affiliates. Android, YouTube and Android Auto are trademarks of Google LLC. To use Android Auto on your car display, you'll need an Android phone running Android 8 or higher, an active data plan, and the Android Auto app. Apple CarPlay® and Apple Watch® are registered trademarks of Apple, Inc. Bose® is a registered trademark of The Bose Corporation. Facebook® is a registered trademark of Facebook, Inc. HomeLink® is a registered trademark of Gentex Corporation. Instagram® is a registered trademark of Instagram, LLC. The Sirius®, XM®, and SiriusXM® names and all related marks and logos are trademarks of Sirius XM Radio Inc. All other trademarks are the property of their respective owners. Twitter® is a registered trademark of Twitter, Inc. Yakima® is a registered trademark of Yakima Products, Inc. This brochure is intended for general descriptive and informational purposes only. It is subject to change and does not constitute an offer, representation or warranty (express or implied) by Nissan North America, Inc. Interested parties should confirm the accuracy of any information in this brochure as it relates to a vehicle directly with Nissan North America, Inc., before relying on it to make a purchase decision. Nissan North America, Inc., reserves the right to make changes, at any time, without prior notice, in prices, colors, materials, equipment, specifications, and models and to discontinue models or equipment. Due to continuous product development and other pre- and post-production factors, actual vehicle, materials and specifications may vary from this brochure. Some vehicles shown with optional equipment. See the actual vehicle for complete accuracy. Availability and delivery times for particular models or equipment may vary. Specifications, options and accessories may differ in Hawaii, U.S. territories and other countries. For additional information on availability, options or accessories, see your Nissan dealer or contact Nissan North America, Inc. At **NissanUSA.com**, you'll find virtual product demonstrations, a way to "build your own Nissan," a dealer locator, and more information about key Nissan support services. Or if you'd prefer, call 1-800-NISSAN-3 for answers to specific questions about ARIYA or any other Nissan vehicle. The Nissan names, logos, product names, feature names, and slogans are trademarks owned by or licensed to Nissan Motor Co. Ltd. and/or its North American subsidiaries. Other trademarks and trade names are those of their respective owners. Always wear your seat belt, and please drive responsibly. ©2023 Nissan North America, Inc. ²⁴ ARIYA, 242 PLATINUM+ Dual Motor e-4ORCE All-Wheel Drive model shown.